

A risk "9" portfolio seeks to achieve high returns over the long term (10 years) whilst meeting the majority of investors' ethical concerns.

Fees

DFM Fee	0.20%
Portfolio OCF	0.28%
Transactional Cost	0.08%
Historic Yield	0.17%
1 Year Annualised Volatility	8.80%

Excluded Activity

X Tobacco Production	>0%
X Controversial / Nuclear Weapons	>0%
X Civilian Firearms Production	>0%
X Alcohol Production	>5%
X Adult Entertainment	>5%
X Gambling	>10%
X Oil & Gas Production	>10%

The above factors are excluded at the respective revenue limits at an underlying company level. Whilst there are revenue limits in place, where possible, we will aim to achieve a result where the portfolios exposure is close to zero.

Targeted Activity

✓ Climate Change (Alternative Energy, Energy Efficiency, Green Building)
✓ Natural Capital (Sustainable Water, Pollution Prevention, Sustainable Agriculture)
✓ Basic Needs (Nutrition, Major Diseases Treatment, Sanitation, Affordable Housing)
✓ Empowerment (SME Finance, Education, Connectivity)

Investment Committee

Wayne Bishop Chief Executive Officer	Harry Thompson Portfolio Manager
Will Arnold Assistant Portfolio Manager	Craig Hart Platform & MPS Proposition

Stock Pick - Amazon Reforestation Bond

The International Bank for Reconstruction and Development (IBRD) has launched a new Amazon reforestation 'outcome' bond. The bond proceeds are transferred to Brazil-based reforestation company Mombak, who fund partnerships with landowners in the Amazon rainforest to reforest degraded land with native tree species. Mombak will calculate how much CO2 has been sequestered by reforesting degraded land, and in the latter years of the bond's life, investors will receive a variable coupon that's linked to the value of the Carbon Removal Units generated. This outcome bond does not only provide direct exposure to measurable environmental impact in the Brazilian Amazon, but also provides reassurance knowing the issuer is following the international best practice in managing project risks.

Fund Manager's Report

Financial markets became increasingly preoccupied by the run-up to the US elections in October. For the majority of the month polls favoured Trump which saw the so called 'Trump Trade' in full swing. The dollar strengthened driven by his views on tariffs and continuing US growth exceptionalism. There will be a looser fiscal policy regardless of who wins, which will be inflationary, but even more so should Trump win with policies such as deportations and the aforementioned tariffs. Yields rose significantly in the month, with the US 10-year opening the month at 3.77% and closing it at 4.28%.

UK yields also sold off dramatically in the closing stages of the month, and have continued higher following the UK budget. There is large concern over the increased in spending and how much will actually be raised by the employer national insurance rise, given the impact this might have on future wage growth.

The rise in yields caused weakness in portfolios fixed income allocation, where labelled bond funds sold off around 1-1.5% for the month. Portfolios infrastructure exposure was also weak given the rise in yields, as was portfolios exposure to small and mid-cap companies with a more sustainable profile given the growth style of this allocation.

The impact on renewables is the most obvious threat to portfolios as we head into the US election. The general consensus is that it will be very hard to repeal key legislation such as the Inflation Reduction Act given the benefit to many Republican states. One should also not forget that renewables actually grew in Trump's first term, and the demand from corporate America will continue to fuel growth. Nonetheless, sentiment will be hit and we will comment further once the dust settles in November.

If anything, the risks of a Trump Presidency lie outside of America, with the spotlight on Europe in particular. The European Central Bank lowered their deposit facility rate to 3.25% in a unanimous decision, citing a somewhat weaker economy. They do not expect a recession in the region, with a soft landing the base case with disinflationary pressures 'well on track'. Whilst highlighting they haven't yet reached their 2% medium inflation target; the risks are greater to the downside rather than up.

The ECB president commented that any hardening of trade barriers will have its downside risks, given the importance of global trade to the European economy. Further, if support is withdrawn for Ukraine, this will put increased strain on spending at a time when fiscal sustainability and debt levels are at the fore. We have an increasingly negative view towards the European economy, and announcements in the month such as Volkswagen closing factories in Germany for the first time underlined the point.

Amidst everything else, third quarter reporting kicked off with a bang with the US banks reporting strong numbers predominantly in the trading and capital markets divisions. Margins were better than expected and the likes of credit card delinquencies are still low showing continued resilience in the US economy. Subsequently, earnings have on the whole underwhelmed investors, with big tech companies once again catching the eye in dragging indices down after their reports. Generally, European names have fared even worse, with the car industry in particular causing pain as noted above.

Cumulative Performance (Net of DFM fee & OCFs)

3 months	6 months	1 year	3 years	5 years	Since Inception (30/11/23)
0.77%	4.58%	N/A	N/A	N/A	9.63%

Discrete Performance (Net of DFM fee and OCFs)

Nov 23 to Oct 24	Nov 22 to Oct 23	Nov 21 to Oct 22	Nov 20 to Oct 21	Nov 19 to Oct 20
N/A	N/A	N/A	N/A	N/A

Thematic Allocation

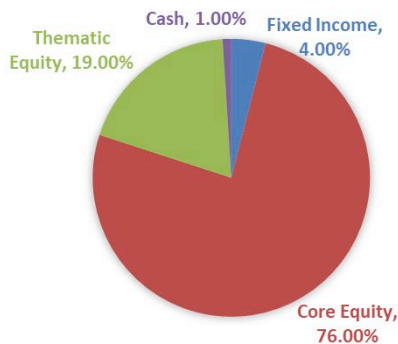
Legal & General Clean Water ETF	4.00%
Rize Environmental Impact 100 ETF	4.00%
iShares Global Clean Energy ETF	4.00%
Rize Sustainable Future of Food ETF	3.50%
Xtrackers MSCI World Health Care ETF	3.50%

Top 5 Funds

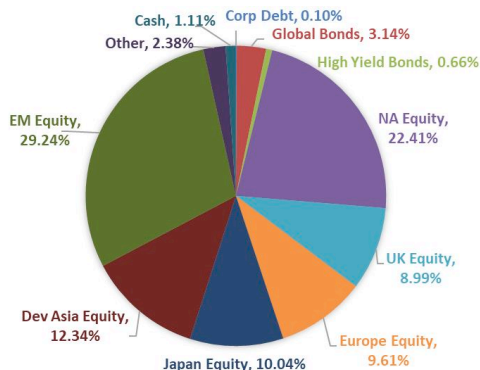
Amundi Index MSCI EM SRI PAB ETF	15.00%
Amundi Index MSCI APAC Ex Japan SRI	12.00%
UBS Emerging Market SRI Fund	12.00%
Amundi Index MSCI Japan SRI PAB ETF	8.00%
Amundi Index MSCI UK SRI PAB ETF	7.00%



Asset Allocation



Geographical Allocation

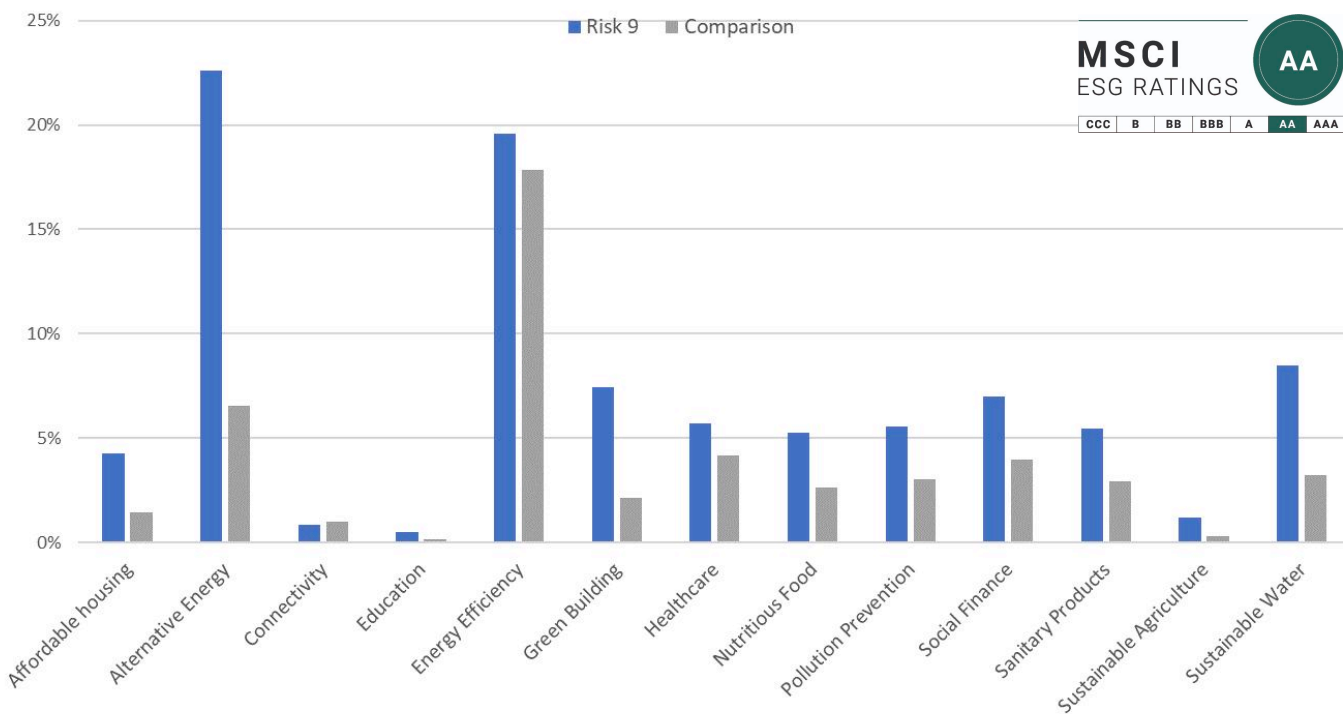


Fund SDR Classification

Information pending: We will report to clients on the underlying fund exposure according to the SDR fund sustainability fund labels, once fully implemented. The labelling will help underlying investors identify the make up our model portfolios according to the four fund labels.

Positive Investment Themes (Correct as at July 2024)

Whilst we have access to all the underlying holdings held within each collective, it would be unrealistic to detail each individual company and their own specific positive outcomes. Instead, the data below looks at the portfolios holistically, and maps their exposure to a number of positive investment themes, such as alternative energy, sustainable water, or green buildings, to name but a few. We have taken third party data from MSCI and used their thirteen 'Sustainable Impact Metrics', which cover environmental and social impact, and compared it to a blend of global equity and bonds depending on risk.



MSCI
ESG RATINGS

AA

ccc B BB BBB A AA AAA

©2023 MSCI ESG Research LLC. Reproduced by Permission

Contact Details

King & Shaxson Asset Management
1st Floor, 155 Fenchurch Street, London EC3M 6AL

www.kingandshaxsonethical.co.uk
T: 020 7426 5960 E: ethical@kasl.co.uk

Disclaimer: Please remember this factsheet is just a snapshot in time in relation to performance data, and is not intended or to be relied upon by retail investors. Note that the value of investments and the income arising from them, may fall as well as rise and is not guaranteed. You may not get back the amount invested, especially in the early years. Investors should be aware of the underlying risk associated with investing in shares of small-cap stocks and emerging markets. These can prove to be more volatile than in more developed stock markets. Derivative instruments may be used from time to time for the purpose of efficient portfolio management. ESG and Impact investing, will by its very nature, have no or very limited exposure to some key sectors of stock markets and a higher exposure to a number of positive themes. It is therefore important to understand that both performance and the risks associated can differ versus a portfolio that does not include ethical exclusions. As the portfolios are housed on number of platforms there will be some variances in cost and performance depending on the platforms ability to hold certain share classes and their policy on execution, and the data is to provide a guide but each platform will vary.

King & Shaxson Asset Management Limited (Reg. No. 3870667) has its registered office at 1st floor, 155 Fenchurch Street, London, EC3M 6AL. The Company is registered in England and Wales and is part of the PhillipCapital Group. King & Shaxson Asset Management Limited (FCA Reg. No. 823315) is authorised and regulated by the Financial Conduct Authority, 12 Endeavour Square, London, E20 1JN.

MSCI Disclaimer: Although King & Shaxson Asset Management, including without limitation, MSCI ESG Research LLC and its affiliates ("the ESG Parties"), obtain information (the "Information") from sources they consider reliable, none of the ESG Parties warrants or guarantees the originality, accuracy and/or completeness, of any data herein and expressly disclaim all express or implied warranties, including those of merchantability and fitness for a particular purpose. The Information may only be used for your internal use, may not be reproduced or re-disseminated in any form and may not be used as a basis for, or a component of, any financial instruments or products or indices. Further, none of the Information can in and of itself be used to determine which securities to buy or sell or when to buy or sell them. None of the ESG Parties shall have any liability for any direct, indirect, special, punitive, consequential or any other damages (including lost profits) even if notified of the possibility of such damages.